



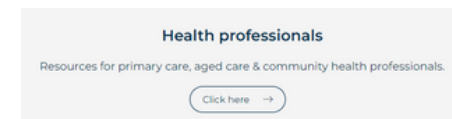
The **Palliative Approach Framework (PAF)** supports decision making in symptom management, planning and care coordination. Enabling people to live well before dying in the place of their choice, whilst supporting families and carers.

How to access and use the Palliative Approach Framework

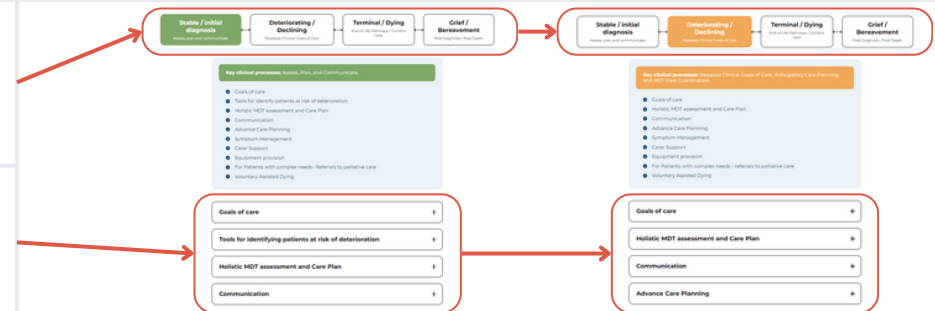
1. Click on the **link** or **scan the QR code** to access the landing page which provides a simplified overview of the PAF.



2. To access the complete framework and resources for Health Professionals click the Health Professional icon.

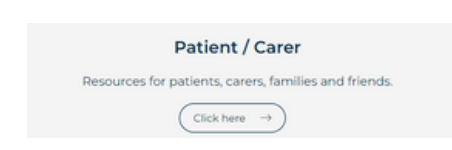


3. The four phases are displayed at the top. Clicking on each phase provides access to a comprehensive list of key processes for that phase.



4. To access steps, information and resources for each process, simply click on the relevant drop-down box.

5. Clicking on the Patient / Carer tab lands you directly on the resources and information page where you can print required consumer information and / or direct them to the page.



6. The PAF compliments clinical and referral information in HealthPathways and can be accessed via the following links.

[ACT and Southern NSW HealthPathways](#)

[Illawarra Shoalhaven HealthPathways](#)